



# Shapes & Sharing Picnic Basket

Explore shapes, manners,  
opposites, sharing & colors/colours  
as you play picnic!



## Parent Guide & Instructions

This guide contains important information. Please keep it for future reference.



## Learning Path™

### See the Learning.™

See your child's play and learning with the LeapFrog® Learning Path. With each LeapFrog toy on your child's path, you can see the skills your child is exploring during play, learn about what comes next and discover creative learning ideas that are tailored uniquely to your child.

[leapfrog.com/learningpath](http://leapfrog.com/learningpath)



The LeapFrog® Learning Path is not available in all countries.

### Register your product online!

You can also sign up to receive learning progress updates, articles, product news and special offers from LeapFrog.

[leapfrog.com](http://leapfrog.com)

**Fun next steps on your child's learning journey!**

## From pretend play...



**MUSICAL RAINBOW  
TEA PARTY\***

18-36 months



**MY OWN LEAPTOP™\***

2+ years



**SCRIBBLE & WRITE\***

3+ years

## To be there every step of the way.

It's a hope you have for your child and one that LeapFrog shares. Toys like Shapes & Sharing Picnic Basket encourage children to explore new skills through creative, open-ended play.



Get more ideas to support your child's learning at:

**[leapfrog.com/learningpath](http://leapfrog.com/learningpath)**

## ...to learning how to write!

\*Products sold separately, and may not be available in all countries. Actual products may vary.

## Learning Stones

### Explore shapes, manners, opposites, sharing & colors/colours as you play picnic!

#### Shapes

Explore squares, circles and triangles with three shape songs and matching play.

#### Colors/Colours

A rainbow song and Fun Food Hunt questions help children explore different colors/colours.

#### Manners

Learn about sharing and manners with a *Please and Thank You Song*.

#### Pretend Play

Children can pretend they're on a picnic by themselves or sharing the fun with a friend.


#### Motor Skills

Emptying and filling the picnic basket and fitting the foods into their spots on the plates helps children build fine motor skills.

#### Opposites

Hear opposite words such as open/close, up/down and hello/good-bye as you play with the picnic basket.

## Instructions for Play



#### Getting Started

To turn on the Shapes & Sharing Picnic Basket, slide the volume switch to the desired volume setting. To turn it off, slide the switch to the OFF position.

**Note:** The Shapes & Sharing Picnic Basket will turn off automatically after a period of inactivity. You can wake it up again by changing modes, pressing the Butterfly button or lifting a lid.

#### Learning & Play Modes

The Shapes & Sharing Picnic Basket offers two ways to play and learn!

##### Learning Mode

Children can lift either side of the basket to hear fun responses about shapes, colors/colours and opposite words, such as "open/close." Press the Butterfly button to hear questions about the food items and utensils.

##### Music Mode

Lift either lid to hear sweet instrumental music and fun sound effects. Press the Butterfly button to hear learning songs about shapes, colors/colours and manners.

#### **TO BE USED UNDER THE SUPERVISION OF AN ADULT. DOIT ETRE UTILISE SOUS LA PRESENCE D'UN ADULTE.**

#### **Instructions for Care FOR DRY, INDOOR-LOCATION USE ONLY**

Keep food and beverages away from product. Never spill liquid of any kind on this product as it may cause damage or render the device inoperative. Clean with a slightly damp cloth (cold water). Do not use soap or detergent. Never submerge the unit in water. Avoid prolonged exposure to extreme temperatures and direct sunlight. Avoid dropping the unit. Never try to dismantle it.

#### **SOIN ET ENTRETIEN**


#### **UTILISER UNIQUEMENT EN INTERIEUR, DANS DES LIEUX SECS**


Tenir le produit à l'écart de la nourriture et des boissons. Ne jamais renverser un liquide sur ce produit car cela peut l'endommager ou en faire cesser son fonctionnement. Nettoyer avec un chiffon légèrement humide (utiliser de l'eau froide). N'utilisez pas de savon, de lessive, ou d'autres produits chimiques. Ne jamais immerger le produit dans l'eau. Éviter une exposition prolongée aux températures élevées et aux rayons du soleil. Éviter de laisser tomber le produit. Ne jamais essayer de le démonter.

 **CAUTION:** The material used in this product meets all applicable regulations for items that may be placed in the mouth.

 **ATTENTION :** Le matériel composant ce produit est conforme à toutes les réglementations pertinentes en vigueur pour les articles susceptibles d'être mis dans la bouche.

 **CAUTION:** Routinely check this toy for proper and safe condition. If there is any damage or broken parts, remove toy from use.

 **ATTENTION :** Vérifier régulièrement l'état et le fonctionnement de ce jouet afin d'en garantir la sécurité. S'il est cassé ou endommagé, même partiellement, ranger ce jouet hors de portée de votre enfant.

 **WARNING:** This product is not suitable for use with food or liquid.

 **ATTENTION :** Ce produit n'est pas destiné à être utilisé avec de la nourriture ou du liquide.

#### Battery Information

Batteries included are for in-store demonstration and should be replaced for home use. Requires 3 AA (called LR06 in some countries) alkaline batteries.

#### Battery Removal and Installation Instructions

1. Open the battery door with a Phillips screwdriver.
2. If used or spent batteries are present, remove these batteries from the unit by pulling up on one end of each battery.
3. Install new batteries as shown in the polarity (+/-) diagram inside the battery compartment.
4. Replace battery door securely.

#### Battery Safety

Batteries are small objects and may pose a choking hazard for small children. Batteries must be replaced by an adult. Follow the polarity (+/-) diagram in the battery compartment. Promptly remove dead batteries from the toy to avoid leaking. Dispose of used batteries properly. Remove batteries for prolonged storage. Only batteries of the same or equivalent type as recommended are to be used.

**DO NOT** incinerate used batteries.

**DO NOT** dispose of batteries in fire, as batteries may explode or leak.

**DO NOT** mix old and new batteries or types of batteries (e.g., alkaline/standard).

**DO NOT** use rechargeable batteries.

**DO NOT** recharge non-rechargeable batteries.

**DO NOT** short-circuit the supply terminals.

#### Sécurité relative aux piles

Les piles sont des objets de petite taille et peuvent constituer un risque d'étranglement pour les enfants en bas âge.

Le remplacement des piles doit être effectué par un adulte. Respectez le schéma de polarité (+/-) reproduit dans le compartiment des piles. Enlevez rapidement les piles usagées du jouet pour éviter les fuites. Suivez les procédures adéquates pour vous débarrasser des piles usagées. Retirez les piles en cas de non-usage prolongé. Utilisez uniquement des piles ou accumulateurs du type recommandé ou d'un type équivalent.

**NE PAS** incinérer les piles usagées.

**NE PAS** jeter les piles au feu car elles peuvent exploser ou fuir.

**NE PAS** mélanger piles usagées et piles neuves, ni différents types de piles (c'est-à-dire alcalines/standard).

**NE PAS** utiliser des piles rechargeables.

**NE PAS** recharger des piles non rechargeables.

**NE PAS** court-circuiter les terminaux d'alimentation.

### Troubleshooting

#### Symptom

Toy does not turn on or does not respond

#### Try This

- Make sure the Off/Low/High switch is not in the OFF position
- Make sure batteries are correctly installed
- Make sure battery cover is securely attached
- Remove batteries and put them back in
- Clean battery contacts by rubbing lightly with a soft eraser and then wiping with a clean and dry cloth
- Install new batteries

#### Symptom

Toy makes improper responses

#### Try This

- Follow the above instructions to clean battery contacts
- Install new batteries

#### FCC Notice:

This device complies with Part 15 of the FCC rules. Operation is subject to the following two conditions:

1. This device may not cause harmful interference, and
2. This device must accept any interference received, including interference that may cause undesired operation.

**NOTE:** This equipment has been tested and found to comply with the limits for a Class B digital device, pursuant to part 15 of the FCC Rules. These limits are designed to provide reasonable protection against harmful interference in a residential installation. This equipment generates, uses and can radiate radio frequency energy and, if not installed and used in accordance with the instructions, may cause harmful interference to radio communications. However, there is no guarantee that interference will not occur in a particular installation. If this equipment does cause harmful interference to radio or television reception, which can be determined by turning the equipment off and on, the user is encouraged to try to correct the interference by one or more of the following measures:

- Reorient or relocate the receiving antenna.
- Increase the separation between the equipment and receiver.
- Consult the dealer or an experienced radio/TV technician for help.

**NOTE:** Changes or modifications to this unit not expressly approved by LeapFrog Enterprises, Inc., could void the user's authority to operate the equipment.

This Class B digital apparatus complies with Canadian ICES-003.

Cet appareil numérique de la classe B est conforme à la norme NMB-003 du Canada.

#### Environmental Phenomena

- The unit may malfunction if subjected to radio-frequency interference. It should revert to normal operation when the interference stops. If not, it may become necessary to turn the power off and back on, or remove and reinstall the batteries.
- In the unlikely event of an electrostatic discharge, the unit may malfunction and lose memory, requiring the user to reset the device by removing and reinstalling the batteries.

#### Impact de l'environnement

- Une défaillance de fonctionnement de l'appareil peut survenir s'il est sujet à des interférences avec les fréquences radioélectriques. Le fonctionnement normal de l'appareil devrait reprendre avec l'arrêt des interférences. Si ce n'est pas le cas, il peut s'avérer nécessaire d'éteindre et rallumer l'appareil ou de retirer et réinstaller les piles.
- Dans l'éventualité peu probable d'une décharge électrostatique, un mauvais fonctionnement et une perte de mémoire de l'appareil peuvent se produire. L'utilisateur doit alors retirer et réinstaller les piles pour réinitialiser l'appareil.

#### CONSUMER SUPPORT

**U.S. Consumer Service Contact:** Visit our Consumer Support website at [www.leapfrog.com/support](http://www.leapfrog.com/support) 24 hours a day.

**Canada Consumer Service Contact:** Visit our Consumer Support website at [www.leapfrog.ca/support](http://www.leapfrog.ca/support) 24 hours a day.

**U.K. Consumer Service Contact:** Visit our Consumer Support website at [www.leapfrog.co.uk/support](http://www.leapfrog.co.uk/support) 24 hours a day.

**Australia Consumer Service Contact:** Please submit questions to our support staff via email at [info@funtastic.com.au](mailto:info@funtastic.com.au). <http://www.funtastic.com.au/index.php?pagelD=15872>

**LIMITED WARRANTY:** Subject to a limited three (3) month warranty. Visit our website at [www.leapfrog.com](http://www.leapfrog.com) for full details of the warranty provided in your country. LeapFrog shall not be liable for any incidental or consequential damages for the breach of any warranty on this product. Some jurisdictions do not allow the exclusion or limitation of incidental or consequential damages, or limitation on how long an implied warranty lasts, so the above limitations or exclusions may not apply to you.

**GARANTIE LIMITÉE :** Ce produit est soumis à une garantie limitée de trois (3) mois. Veuillez consulter notre site Web à l'adresse [www.leapfrog.com](http://www.leapfrog.com) pour obtenir l'intégralité des informations de garantie fournies dans votre pays. LeapFrog ne sera pas tenu responsable des dommages consécutifs ou indirects induits par la violation de toute garantie sur ce produit. Certaines juridictions n'autorisant pas l'exclusion ou la limitation des dommages consécutifs ou indirects, ni même la limitation de la durée des garanties implicites, il est donc possible que les limitations ou exclusions ci-dessus ne s'appliquent pas à votre cas.

**RECYCLE INFORMATION :** For information on how this product might be recycled, visit [www.leapfrog.com/recycle](http://www.leapfrog.com/recycle) or call (800) 701-5327.

TM & © 2013 LeapFrog Enterprises, Inc. All rights reserved.

#### leapfrog.com

For ages 6 to 36 months. / Convient aux enfants de 6 à 36 mois.

Item number: 19171 Part number: 605-12007-A